

# OLD CHIC


COLLECTION











OLD CHIC COLLECTION è lo specchio dell'intera filosofia di PARQUET IN: una creatività che cerca continue sperimentazioni perché crede nella contaminazione fra tradizione artigianale e design innovativo.

La ricerca creativa di PARQUET IN sfocia oggi nella realizzazione di sofisticati elementi d'arredo: tavoli e console disegnati dal direttore artistico Eliana Dellatte per accompagnare in modo raffinato i nuovi pavimenti intarsiati che ha ideato per la collezione.

Realizzati interamente a mano e caratterizzati da una scrupolosa attenzione ai particolari, i parquet e i mobili di OLD CHIC COLLECTION uniscono gusto classico italiano e design contemporaneo in un equilibrio perfetto, tanto da soddisfare appieno chi esige sempre qualità e originalità ai massimi livelli.

La grande conoscenza del mondo della pavimentazione, la formazione classica e la libertà creativa hanno permesso a PARQUET IN di inventare un nuovo gusto borghese, caratterizzato da pregiati decori e cura dei dettagli, per rappresentare al meglio ciò che si intende oggi per stile "made in Italy".

*OLD CHIC COLLECTION mirrors the entire PARQUET IN philosophy: creativity that seeks continual experimentation because it believes in the combination of traditional craftsmanship and innovative design.*

*Today PARQUET IN's creative research leads to the creation of sophisticated decor elements: tables and console tables designed by the artistic director, Eliana Dellatte, as a sophisticated accompaniment to the new carved floors that she created for the collection.*

*Entirely hand-crafted and characterized by thorough attention to detail, OLD CHIC COLLECTION parquet and furniture unites classic Italian taste and contemporary design in a perfect balance, to fully satisfy those who always demand the highest level of quality and originality.*

*Vast knowledge of flooring, classical training and creative freedom have allowed PARQUET IN to invent a new bourgeois taste, characterized by sophisticated decorations and attention to detail, to represent the best of what is meant today by the "Made in Italy" style.*



## PARQUET IN OLD CHIC: PAVIMENTI PREFINITI PRONTI ALLA POSA

Tutti gli elementi della collezione OLD CHIC COLLECTION sono realizzati con superficie spazzolata e prefiniti con finitura ad Olio UV, pronti per la posa e l'immediato utilizzo.

Il processo produttivo manuale rende ogni pezzo unico e irripetibile, il colore del legno mai piatto, le superfici anticcate e irregolari.

*READY TO INSTALL PRE-FINISHED FLOORING: all of the elements in the OLD CHIC COLLECTION are created with brushed surfaces and prefinished with a UV Oil, ready for installation and immediate use. The manual manufacturing process makes each piece unique and individual, the colour of the wood is never flat, the surfaces are antiqued and irregular.*



## PARQUET IN OLD CHIC: DESIGN ESCLUSIVO E BREVETTATO

OLD CHIC COLLECTION è una collezione esclusiva e originale di pavimenti, accessori e complementi coordinati progettati e scelti da Eliana Dellatte, direttore artistico di PARQUET IN.

Tutte le creazioni vengono brevettate e registrate presso Camera di Commercio per attestare l'unicità del design.

*EXCLUSIVE AND PATENTED DESIGN: OLD CHIC COLLECTION is an exclusive and original flooring, accessory and coordinated furniture collection designed and chosen by Eliana Dellatte, artistic director of Parquet In. All of the creations are patented and registered at the Chamber of Commerce to prove the design's authenticity.*



## PARQUET IN OLD CHIC: 100% MADE IN ITALY

I pavimenti PARQUET IN sono realizzati artigianalmente in Italia da abili maestranze che portano la loro esperienza e tradizione classica dell'ebanisteria anche nello stile più attuale e contemporaneo. Materiali pregiati e accostamenti inaspettati esaltano l'eleganza di queste creazioni, che solo lo stile "made in Italy" è in grado di realizzare.

*PARQUET IN flooring is crafted in Italy by skilled craftsmen who bring their experience and classical woodworking tradition to a more current and contemporary style. Precious materials and unexpected combinations enhance the elegance of these creations, which only "Made in Italy" style is able to create.*







# DECOR



FLEUR

COD. 170  
rovere chiaro, noce medio  
*light oak, medium walnut*  
cm 60 x 60 x 1+1,2

FLORENCE  
BORDURA

COD. 70.01  
rovere chiaro, noce medio, wenge  
*light oak, medium walnut, wenge*  
cm 20 x 60 x 1+1,2







### FLEUR

COD. 170 - 171 - 172  
rovere chiaro, noce medio  
*light oak, medium walnut*  
cm 60 x 60 x 1+1,2

### FLORALIE BORDURA

COD. 70.02  
rovere chiaro, noce medio, wengè  
*light oak, medium walnut, wengè*  
cm 24 x 60 x 1+1,2



FLEUR  
BOISERIE

COD. 170  
rovere chiaro, noce medio  
*light oak, medium walnut*  
cm 60 x 60 x 1+1,2

FLEUR

COD. 171 + COD. 172  
rovere chiaro, noce medio  
*light oak, medium walnut*  
cm 60 x 60 x 1+1,2

FLORALIE  
BORDURA

COD. 70.02  
rovere chiaro, noce medio, wengè  
*light oak, medium walnut, wenge*  
cm 20 x 60 x 1+1,2



## FLEUR



FLEUR - COD. 170  
rovere chiaro, noce medio  
*light oak, medium walnut*  
cm 60 x 60 x 1+1,2



FLEUR - COD. 171  
rovere chiaro, noce medio  
*light oak, medium walnut*  
cm 60 x 60 x 1+1,2



FLEUR - COD. 172  
rovere chiaro, noce medio  
*light oak, medium walnut*  
cm 60 x 60 x 1+1,2

## FLORALIE



FLORALIE - COD. 70.02  
rovere chiaro, noce medio, wengè  
*light oak, medium walnut, wengè*  
cm 20 x 60 x 1+1,2



FLORALIE - ANG. 70.02  
rovere chiaro, noce medio, wengè  
*light oak, medium walnut, wengè*  
cm 20 x 20 x 1+1,2

## LISTONE



LISTONE - COD. OLD/3  
rovere chiaro / *light oak*  
cm 9 x 50/100 x 1+1,2





FLEUR  
BOISERIE

COD. 170  
noce medio, rovere chiaro  
*medium walnut, light oak*  
cm 60 x 60 x 1+1,2

FLEUR

COD. 173  
noce medio, rovere chiaro  
*medium walnut, light oak*  
cm 60 x 60 x 1+1,2

FRANCINE  
BORDURA

COD. 70.03  
noce medio, rovere chiaro  
*medium walnut, light oak*  
cm 18 x 60 x 1+1,2



FLEUR  
BOISERIE

COD. 170  
noce medio, rovere chiaro  
*medium walnut, light oak*  
cm 60 x 60 x 1+1,2

FLEUR

COD. 173  
noce medio, rovere chiaro  
*medium walnut, light oak*  
cm 60 x 60 x 1+1,2

FRANCINE  
BORDURA

COD. 70.03  
noce medio, rovere chiaro  
*medium walnut, light oak*  
cm 18 x 60 x 1+1,2



## FLEUR



FLEUR - COD. 170  
noce medio, rovere chiaro  
*medium walnut, light oak*  
cm 60 x 60 x 1+1,2



FLEUR - COD. 173  
noce medio, rovere chiaro  
*medium walnut, light oak*  
cm 60 x 60 x 1+1,2



FLEUR - COD. 173  
noce chiaro, wengè  
*light walnut, wengè*  
cm 60 x 60 x 1+1,2




FLEUR - COD. 173  
wengè, noce chiaro  
*wengè, light walnut*  
cm 60 x 60 x 1+1,2

## FRANCINE



FRANCINE - COD. 70.03  
noce medio, rovere chiaro  
*medium walnut, light oak*  
cm 18 x 60 x 1+1,2



FRANCINE - ANG. 70.03  
noce medio, rovere chiaro  
*medium walnut, light oak*  
cm 18 x 18 x 1+1,2





FLEUR  
DECORATION  
CENTRO  
PAVIMENTALE  
COD. 570  
rovere chiaro, noce medio, wenge  
*light oak, medium walnut, wenge*  
cm 120 x 120 x 1+1,2





FLORAL  
DECORATION  
CENTRO  
PAVIMENTALE  
COD. 571  
rovere chiaro, noce medio, wenge  
*light oak, medium walnut, wenge*  
cm 120 x 180 x 1+1,2



FLEUR  
CONSOLE

COD. 06  
noce medio, rovere chiaro, wengè  
*medium walnut, light oak, wengè*  
cm 116 x 58 x h 90





FLEUR  
CONSOLE

COD. 06 / COD. 09

noce medio, rovere chiaro, wengè  
*medium walnut, light oak, wengè*  
cm 116 x 58 x h 90





FLEUR  
TAVOLO

COD. 01  
rovere chiaro, noce medio, wengè  
*light oak, medium walnut, wengè*  
cm 120 x 180 x h 84



FLEUR  
TAVOLO

COD. 02  
rovere chiaro, noce medio, wengè  
*light oak, medium walnut, wengè*  
diam. cm 100 - h cm 92





## FLORIE

COD. 180  
rovere grigio 358  
grey oak 358  
cm 60 x 60 x 1+1,2

## FLORIANE BORDURA

COD. 80.01  
rovere grigio 358,  
rovere naturale, wengè  
grey oak 358, natural oak, wengè  
cm 16 x 60 x 1+1,2



## FLORIE



FLORIE - COD. 180  
rovere grigio 358 / *grey oak 358*  
cm 60 x 60 x 1+1,2

## FLORIANE



FLORIANE - COD. 80.01  
rovere grigio 358, rovere naturale, wengè  
*grey oak 358, natural oak, wengè*  
cm 16 x 60 x 1+1,2



FLORIANE - ANG. 80.01  
rovere grigio 358, rovere naturale, wengè  
*grey oak 358, natural oak, wengè*  
cm 16 x 16 x 1+1,2

## LISTONI



COD. OLD/3  
rovere grigio 358 / *grey oak 358*  
cm 9 x 50/100 x 1+1,2





## FLORIE

COD. 180  
rovere bianco 250  
*white oak 250*  
cm 60 x 60 x 1+1,2

## FLORIANE BORDURA

COD. 80.01  
rovere bianco 250, rovere naturale,  
noce chiaro, wengè  
*white oak 250, natural oak,  
light walnut, wenge*  
cm 15 x 60 x 1+1,2



## FLORIE



FLORIE - COD. 180  
rovere bianco 250 / *white oak 250*  
cm 60 x 60 x 1+1,2

## FLORIANE



FLORIANE - COD. 80.01  
rovere bianco 250, rovere naturale, noce chiaro, wengè  
*white oak 250, natural oak, light walnut, wengè*  
cm 15 x 60 x 1+1,2



FLORIANE - ANG. 80.01  
rovere bianco 250, rovere naturale, noce chiaro, wengè  
*white oak 250, natural oak, light walnut, wengè*  
cm 15 x 15 x 1+1,2

## MILANO



MILANO BATTISCOPA / SKIRTING  
rovere bianco 250 / *white oak 250*  
cm 15 x 150/200 x 2





## FLORIE

COD. 180  
rovere chiaro, noce medio  
*light oak, medium walnut*  
cm 60 x 60 x 1+1,2

## FLORE BORDURA

COD. 80.02  
rovere chiaro, noce medio, wengè  
*light oak, medium walnut, wengè*  
cm 24 x 60 x 1+1,2





## FLORIE



FLORIE - COD. 180  
rovere chiaro, noce medio  
*light oak, medium walnut*  
cm 60 x 60 x 1+1,2

## FLORE



FLORE - COD. 80.02  
rovere chiaro, noce medio, wengè  
*light oak, medium walnut, wengè*  
cm 24 x 60 x 1+1,2



FLORE - ANG. 80.02  
rovere chiaro, noce medio, wengè  
*light oak, medium walnut, wengè*  
cm 24 x 24 x 1+1,2

## FIRENZE



FIRENZE BATTISCOPIA/SKIRTING  
rovere chiaro / *light oak*  
cm 15 x 150 x 2





## CLOTHILDE



CLOTHILDE - COD. 155  
rovere chiaro, mutenya, wengè  
*light oak, mutenya, wengè*  
cm 60 x 60 x 1+1,2

## CLARISSE



CLARISSE - COD. 3041  
mutenya, rovere chiaro / *mutenya, light oak*  
cm 12 x 60 x 1+1,2



CLARISSE - ANG. 3041  
mutenya, rovere chiaro / *mutenya, light oak*  
cm 12 x 12 x 1+1,2





ROSE  
CENTRO  
PAVIMENTALE

COD. 555  
rovere chiaro, noce chiaro,  
mutenya, wenge  
*light oak, light walnut, mutenya, wenge*  
cm 100 x 100 x 1+1,2

CLOTHILDE

COD. 155  
rovere chiaro, mutenya, wenge  
*light oak, mutenya, wenge*  
cm 60 x 60 x 1+1,2

CLARISSE  
BORDURA

COD. 3041  
mutenya, rovere chiaro  
*mutenya, light oak*  
cm 12 x 60 x 1+1,2



ROSELINE  
CENTRO  
PAVIMENTALE

COD. 554

rovere naturale, wenge, mutenya  
natural oak, wenge, mutenya  
cm 100 x 100 x 1+1,2

LEONTINE

COD. 154

rovere naturale, mutenya, wenge  
natural oak, mutenya, wenge  
cm 50 x 50 x 1+1,2

LEOPOLDINE  
BORDURA

COD. 70.54

rovere naturale, mutenya, wenge  
natural oak, mutenya, wenge  
cm 16 x 50 x 1+1,2



## LEONTINE

COD. 154  
noce medio, mutenya, wenge  
*medium walnut, mutenya, wenge*  
cm 50 x 50 x 1+1,2

## TEOCLE BORDURA

COD. OLD/641  
noce medio, wengè  
*medium walnut, wengè*  
cm 18 x 50 x 1+1,2

## ROSELINE CENTRO PAVIMENTALE

COD. 554  
noce medio, mutenya, wenge  
*medium walnut, mutenya, wenge*  
cm 100 x 100 x 1+1,2



## LEONTINE



LEONTINE - COD. 154  
rovere naturale, mutenya, wenge  
*natural oak, mutenya, wenge*  
cm 50 x 50 x 1+1,2

## LEONTINE



LEONTINE - COD. 154  
noce medio, mutenya, wenge  
*medium walnut, mutenya, wenge*  
cm 50 x 50 x 1+1,2

## LEOPOLDINE



LEOPOLDINE - COD. 70.54  
rovere naturale, mutenya, wenge  
*natural oak, mutenya, wenge*  
cm 16 x 50 x 1+1,2



LEOPOLDINE - ANG. 70.54  
rovere naturale, mutenya, wenge  
*natural oak, mutenya, wenge*  
cm 16 x 16 x 1+1,2

## TEOCLE



TEOCLE - COD. OLD/641  
noce medio, wengè  
*medium walnut, wengè*  
cm 18 x 50 x 1+1,2



TEOCLE - ANG. OLD/641  
noce medio, wengè  
*medium walnut, wengè*  
cm 18 x 18 x 1+1,2







# ROMANTIC



## CARINE



CARINE - COD. 166  
rovere chiaro, afr. zambia medio  
*light oak, medium afr. zambia*  
cm 30 x 30 x 1+1,2

## VANILLE



VANILLE - COD. 70.66  
rovere chiaro, afr. zambia medio, wenge  
*light oak, medium afr. zambia, wenge*  
cm 12 x 60 x 1+1,2



VANILLE - ANG. 70.66  
rovere chiaro, afr. zambia medio  
*light oak, medium afr. zambia*  
cm 12 x 12 x 1+1,2





CLELIE  
BORDURA

COD. 70.64  
afr. zambia medio, rovere chiaro  
medium afr. zambia, light oak  
cm 16 x 60 x 1+1,2

FELICIENNE

COD. 164  
afr. zambia medio, rovere chiaro  
medium afr. zambia, light oak  
cm 60 x 60 x 1+1,2

FELICIENNE

COD. 165  
afr. zambia medio, rovere chiaro  
medium afr. zambia, light oak  
cm 60 x 60 x 1+1,2



## FELICIENNE



FELICIENNE - COD. 164  
afr. zambia medio, rovere chiaro  
medium afr. zambia, light oak  
cm 60 x 60 x 1+1,2



FELICIENNE - COD. 165  
afr. zambia medio, rovere chiaro  
medium afr. zambia, light oak  
cm 60 x 60 x 1+1,2

## CLELIE



CLELIE - COD. 70.64  
afr. zambia medio, rovere chiaro  
medium afr. zambia, light oak  
cm 16 x 60 x 1+1,2



CLELIE - ANG. 70.64  
afr. zambia medio, rovere chiaro  
medium afr. zambia, light oak  
cm 16 x 16 x 1+1,2





CLEA  
BORDURA

COD. 70.61  
afr. zambia medio, rovere chiaro  
medium afr. zambia, light oak  
cm 16 x 60 x 1+1,2

FELICIE

COD. 161  
afr. zambia medio, rovere chiaro  
medium afr. zambia, light oak  
cm 60 x 60 x 1+1,2

FELICIE

COD. 163  
afr. zambia medio, rovere chiaro  
medium afr. zambia, light oak  
cm 60 x 60 x 1+1,2



## FELICIE



FELICIE - COD. 161  
afr. zambia medio, rovere chiaro  
*medium afr. zambia, light oak*  
cm 60 x 60 x 1+1,2



FELICIE - COD. 163  
afr. zambia medio, rovere chiaro  
*medium afr. zambia, light oak*  
cm 60 x 60 x 1+1,2

## CLEA



CLEA - COD. 70.61  
afr. zambia medio, rovere chiaro  
*medium afr. zambia, light oak*  
cm 16 x 60 x 1+1,2



CLEA - ANG. 70.61  
afr. zambia medio, rovere chiaro  
*medium afr. zambia, light oak*  
cm 16 x 16 x 1+1,2







MELODIE

COD. 168  
rovere chiaro, afr. zambia medio, wenge  
light oak, medium afr. zambia, wenge  
cm 60 x 60 x 1+1,2

VALENTINE  
BORDURA

COD. 70.67  
rovere chiaro, afr. zambia medio, wenge  
light oak, medium afr. zambia, wenge  
cm 20 x 60 x 1+1,2



## MELODIE



MELODIE - COD. 168  
rovere chiaro, afr. zambia medio, wengè  
*light oak, medium afr. zambia, wengè*  
cm 60 x 60 x 1+1,2

## VALENTINE



VALENTINE - COD. 70.67  
rovere chiaro, afr. zambia medio, wengè  
*light oak, medium afr. zambia, wengè*  
cm 20 x 60 x 1+1,2



VALENTINE - ANG. 70.67  
rovere chiaro, afr. zambia medio, wengè  
*light oak, medium afr. zambia, wengè*  
cm 20 x 20 x 1+1,2





CELIE  
BORDURA

COD. 70.65  
afr. zambia medio, rovere chiaro  
*medium afr. zambia, light oak*  
cm 16 x 60 x 1+1,2

LAURENCE

COD. 148  
rovere chiaro, afr. zambia medio  
*light oak, medium afr. zambia*  
cm 60 x 60 x 1+1,2

LORELIE

COD. 149  
rovere chiaro, afr. zambia medio  
*light oak, medium afr. zambia*  
cm 60 x 60 x 1+1,2



## LAURENCE



LAURENCE - COD. 148  
rovere chiaro, afr. zambia medio  
*light oak, medium afr. zambia*  
cm 60 x 60 x 1+1,2

## LORELIE




LORELIE - COD. 149  
rovere chiaro, afr. zambia medio  
*light oak, medium afr. zambia*  
cm 60 x 60 x 1+1,2

## CELIE



CELIE - COD. 70.65  
afr. zambia medio, rovere chiaro  
*medium afr. zambia, light oak*  
cm 16 x 60 x 1+1,2



CELIE - ANG. 70.65  
afr. zambia medio, rovere chiaro  
*medium afr. zambia, light oak*  
cm 16 x 16 x 1+1,2





## LAURENCE

COD. 148  
rovere chiaro, afr. zambia medio  
*light oak, medium afr. zambia*  
cm 60 x 60 x 1+1,2

## LALIE

COD. 160  
rovere chiaro, afr. zambia medio  
*light oak, medium afr. zambia*  
cm 60 x 60 x 1+1,2

## LORELIE

COD. 149  
rovere chiaro, afr. zambia medio  
*light oak, medium afr. zambia*  
cm 60 x 60 x 1+1,2

## CELIE BORDURA

COD. 70.65  
afr. zambia medio, rovere chiaro  
*medium afr. zambia, light oak*  
cm 16 x 60 x 1+1,2



## LAURENCE



LAURENCE - COD. 148  
rovere chiaro, afr. zambia medio  
*light oak, medium afr. zambia*  
cm 60 x 60 x 1+1,2

## LALIE



LALIE - COD. 160  
rovere chiaro, afr. zambia medio  
*light oak, medium afr. zambia*  
cm 60 x 60 x 1+1,2

## LORELIE



LORELIE - COD. 149  
rovere chiaro, afr. zambia medio  
*light oak, medium afr. zambia*  
cm 60 x 60 x 1+1,2

## CELIE



CELIE - COD. 70.65  
afr. zambia medio, rovere chiaro  
*medium afr. zambia, light oak*  
cm 16 x 60 x 1+1,2



CELIE - ANG. 70.65  
afr. zambia medio, rovere chiaro  
*medium afr. zambia, light oak*  
cm 16 x 16 x 1+1,2





CLARISSE  
BORDURA

COD. 3041  
mutenya, rovere chiaro  
*mutenya, light oak*  
cm 12 x 60 x 1+1,2

ROSE  
CENTRO  
PAVIMENTALE

COD. 555  
rovere chiaro, noce chiaro,  
mutenya, wenge  
*light oak, light walnut, mutenya, wenge*  
cm 100 x 100 x 1+1,2

LALIE

COD. 160  
rovere chiaro, mutenya  
*light oak, mutenya*  
cm 60 x 60 x 1+1,2



A photograph of a room featuring a decorative parquet floor with a repeating floral pattern. The floor is made of light oak and medium walnut wood. In the center, there is a stack of books, some open and some closed. To the right, a small, round, dark-colored table with a black pedestal stands on the floor. A chair with a cream-colored frame and dark brown tufted upholstery is partially visible on the right side. The background shows a window with white curtains and a dark wall with a framed abstract artwork.

ODETTE  
BORDURA

COD. 70.52  
rovere chiaro, noce medio  
*light oak, medium walnut*  
cm 15 x 60 x 1+1,2

PAULINE

COD. 153  
rovere chiaro, noce medio  
*light oak, medium walnut*  
cm 60 x 60 x 1+1,2

PAULETTE

COD. 152  
rovere chiaro, noce medio  
*light oak, medium walnut*  
cm 60 x 60 x 1+1,2





PAULETTE  
COD. 152  
rovere chiaro, noce medio  
*light oak, medium walnut*  
cm 60 x 60 x 1+1,2

ODETTE  
BORDURA  
COD. 70.52  
rovere chiaro, noce medio  
*light oak, medium walnut*  
cm 15 x 60 x 1+1,2



## PAULETTE



PAULETTE - COD. 152  
rovere chiaro, noce medio  
*light oak, medium walnut*  
cm 60 x 60 x 1+1,2

## PAULINE



PAULINE - COD. 153  
rovere chiaro, noce medio  
*light oak, medium walnut*  
cm 60 x 60 x 1+1,2




PAULINE - COD. 153  
rovere medio, noce medio  
*medium oak, medium walnut*  
cm 60 x 60 x 1+1,2

## ODETTE



ODETTE - COD. 70.52  
rovere chiaro, noce medio  
*light oak, medium walnut*  
cm 15 x 60 x 1+1,2




ODETTE - ANG. 70.52  
rovere chiaro, noce medio  
*light oak, medium walnut*  
cm 15 x 15 x 1+1,2

## FIRENZE



FIRENZE - BATTISCOPIA /SKIRTING  
rovere chiaro / *light oak*  
cm 15 x 150 x 2





## EMELIE

COD. 156  
rovere chiaro, afr. zambia medio, acero  
*light oak, medium afr. zambia, maple*  
cm 50 x 50 x 1+1,2

## ETOILE BORDURA

COD. 2034  
rovere chiaro, afr. zambia medio, acero  
*light oak, medium afr. zambia, maple*  
cm 14 x 50 x 1+1,2



## EMELIE



EMELIE - COD. 156  
rovere chiaro, afr. zambia medio, acero  
*light oak, medium afr. zambia, maple*  
cm 50 x 50 x 1+1,2

## ETOILE



ETOILE - COD. 2034  
rovere chiaro, afr. zambia medio, acero  
*light oak, medium afr. zambia, maple*  
cm 14 x 50 x 1+1,2



ETOILE - ANG.2034  
rovere chiaro, afr. zambia medio, acero  
*light oak, medium afr. zambia, maple*  
cm 14 x 14 x 1+1,2







CAMILLE

COD. 158  
rovere chiaro, noce chiaro,  
afr. zambia medio  
*light oak, light walnut,*  
*medium afr. zambia*  
cm 50 x 50 x 1+1,2

EOS  
BORDURA

COD. OLD/1016  
rovere chiaro, afr.zambia medio, acero  
*light oak, medium afr. zambia, maple*  
cm 18 x 50 x 1+1,2



## CAMILLE



CAMILLE - COD. 158  
rovere chiaro, noce chiaro, afr. zambia medio  
*light oak, light walnut, medium afr. zambia*  
cm 50 x 50 x 1+1,2

## EOS



EOS - COD. OLD/1016  
rovere chiaro, afr. zambia medio, acero  
*light oak, medium afr. zambia, maple*  
cm 18 x 50 x 1+1,2



EOS - ANG. OLD/1016  
rovere chiaro, afr. zambia medio, acero  
*light oak, medium afr. zambia, maple*  
cm 18 x 18 x 1+1,2







### ELISE

COD. 157  
rovere naturale,  
afr. zambia medio, acero  
natural oak,  
medium afr. zambia, maple  
cm 50 x 50 x 1+1,2

### EOS BORDURA

COD. OLD/1016  
rovere naturale,  
afr. zambia medio, acero  
natural oak,  
medium afr. zambia, maple  
cm 18 x 50 x 1+1,2





PIERRICK

COD. 150  
rovere chiaro, afr. zambia medio, acero  
*light oak, medium afr. zambia, maple*  
cm 80 x 80 x 1+1,2

ETOILE  
BORDURA

COD. 2034  
rovere chiaro,  
afr. zambia medio, acero  
*light oak,  
medium afr. zambia, maple*  
cm 17 x 80 x 1+1,2



ETOILE  
BORDURA

COD. 2034  
rovere chiaro,  
afr. zambia medio, acero  
light oak,  
medium afr. zambia, maple  
cm 17 x 80 x 1+1,2

PIERRICK

COD. 150  
rovere chiaro, afr. zambia medio, acero  
light oak, medium afr. zambia, maple  
cm 80 x 80 x 1+1,2

OLIVER

COD. 151  
rovere chiaro, afr. zambia medio  
light oak, medium afr. zambia  
cm 80 x 80 x 1+1,2



## OLIVER



OLIVER - COD. 151  
rovere chiaro, afr. zambia medio  
*light oak, medium afr. zambia*  
cm 80 x 80 x 1+1,2

## PIERRICK



PIERRICK - COD. 150  
rovere chiaro, afr. zambia medio, acero  
*light oak, medium afr. zambia, maple*  
cm 80 x 80 x 1+1,2

## ETOILE



ETOILE - COD. 2034  
rovere chiaro, afr. zambia medio, acero  
*light oak, medium afr. zambia, maple*  
cm 17 x 80 x 1+1,2



ETOILE - ANG. 2034  
rovere chiaro, afr. zambia medio, acero  
*light oak, medium afr. zambia, maple*  
cm 17 x 17 x 1+1,2







## GENEVIEVE

COD. 159  
afr. zambia medio, rovere chiaro  
*medium afr. zambia, light oak*  
cm 60 x 60 x 1+1,2

## DELPHINE BORDURA

COD. 70.59  
rovere chiaro, afr. zambia medio  
*light oak, medium afr. zambia*  
cm 17,5 x 60 x 1+1,2



DELPHINE  
BORDURA

COD. 70.59  
rovere chiaro, afr. zambia medio  
*light oak, medium afr. zambia*  
cm 17,5 x 60 x 1+1,2

LALIE

COD. 160  
rovere chiaro, afr. zambia medio  
*light oak, medium afr. zambia*  
cm 60 x 60 x 1+1,2

GENEVIEVE

COD. 159  
afr. zambia medio, rovere chiaro  
*medium afr. zambia, light oak*  
cm 60 x 60 x 1+1,2



## GENEVIEVE



GENEVIEVE - COD. 159  
afr. zambia medio, rovere chiaro  
*medium afr. zambia, light oak*  
cm 60 x 60 x 1+1,2

## LALIE



LALIE - COD 160  
rovere chiaro, afr. zambia medio  
*light oak, medium afr. zambia*  
cm 60 x 60 x 1+1,2

## OIDE



OIDE - COD. OLD/3042  
afr.zambia medio, rovere chiaro  
*medium afr. zambia, light oak*  
cm 14 x 60 x 1+1,2



OIDE - ANG. 3042  
afr. zambia medio, rovere chiaro  
*medium afr. zambia, light oak*  
cm 14 x 14 x 1+1,2

## DELPHINE



DELPHINE - COD. 70.59  
rovere chiaro, afr. zambia medio  
*light oak, medium afr. zambia*  
cm 17,5 x 60 x 1+1,2



DELPHINE - ANG. 70.59  
rovere chiaro, afr. zambia medio  
*light oak, medium afr. zambia*  
cm 17,5 x 17,5 x 1+1,2

## FIRENZE



FIRENZE - BATTISCOPA / SKIRTING  
rovere chiaro / *light oak*  
cm 15 x 150 x 2

## LISTONE



LISTONE - COD. OLD/3  
rovere chiaro / *light oak*  
cm 9 x 50/100 x 1+1,2







STEPHANIE

COD. OLD/133  
noce medio, wenge  
*medium walnut, wenge*  
cm 50 x 50 x 1+1,2

MEDITERRANEI



STEPHANIE

COD. OLD/133  
rovere naturale, mutenya, acero, wengè  
*natural oak, mutenya, maple, wengè*  
cm 50 x 50 x 1+1,2

MEDITERRANEI



## BORDEAUX

COD. OLD/113  
rovere chiaro, noce medio  
*light oak, medium walnut*  
cm 50 x 50 x 1+1,2

MEDITERRANEI

## AVIGNONE

COD. OLD/112  
rovere chiaro, noce medio, acero  
*light oak, medium walnut, maple*  
cm 50 x 50 x 1+1,2

MEDITERRANEI



MEDITERRANEI

STEPHANIE

COD. OLD/133  
noce medio, wenge  
*medium walnut, wenge*  
cm 50 x 50 x 1+1,2



STEPHANIE

COD. OLD/133  
rovere naturale, mutenya, acero, wengè  
*natural oak, mutenya, maple, wenge*  
cm 50 x 50 x 1+1,2

BORDEAUX

COD. OLD/113  
rovere chiaro, noce medio  
*light oak, medium walnut*  
cm 50 x 50 x 1+1,2



AVIGNONE

COD. OLD/112  
rovere chiaro, noce medio, acero  
*light oak, medium walnut, maple*  
cm 50 x 50 x 1+1,2

PERNETY

COD. 110 A  
rovere naturale, mutenya, acero, Kevazingo  
*natural Oak, mutenya, maple, kevazingo*  
cm 54 x 54 x 1+1,2



PERNETY

COD. OLD/110  
rovere chiaro, mutenya, acero  
*light oak, mutenya, maple*  
cm 54 x 54 x 1+1,2

NEPERTY

COD. 110 A  
rovere naturale, mutenya, acero  
*natural oak, mutenya, maple*  
cm 54 x 54 x 1+1,2



BEERSEL

COD. OLD/111  
rovere chiaro, mutenya, acero  
*light oak, mutenya, maple*  
cm 54 x 54 x 1+1,2

MEDITERRANEI

PERLIER

COD. OLD/105  
rovere chiaro, mutenya  
*light oak, mutenya*  
cm 50 x 50 x 1+1,2



PERLIER

COD. OLD/105 A  
afr. zambia chiaro, mutenya  
*light afr. zambia, mutenya*  
cm 50 x 50 x 1+1,2

ARENBERG

COD. OLD/109  
rovere chiaro, mutenya, acero  
*light oak, mutenya, maple*  
cm 56 x 56 x 1+1,2



MONTPELLIER

COD. 105 A  
afr. zambia chiaro, mutenya, acero  
*light afr. zambia, mutenya, maple*  
cm 50 x 50 x 1+1,2

MILTONIA

COD. 123  
rovere naturale, mutenya, acero  
*natural oak, mutenya, maple*  
cm 50 x 50 x 1+1,2



IBRIDE

COD. 124  
rovere naturale, acero  
*natural oak, maple*  
cm 50 x 50 x 1+1,2

RETIP

COD. 121  
rovere naturale, mutenya  
*natural oak, mutenya*  
cm 50 x 50 x 1+1,2



PETER

COD. 122  
rovere naturale, mutenya  
*natural oak, mutenya*  
cm 50 x 50 x 1+1,2





## ANTOINETTE

COD. 147/A  
rovere chiaro, mutenya  
*light oak, mutenya*  
cm 80 x 80 x 1+1,2

## OLGA BORDURA

COD. 1039  
rovere chiaro, mutenya, acero  
*light oak, mutenya, maple*  
cm 27 x 80 x 1+1,2



## ANTOINETTE



ANTOINETTE - COD. 147/A  
rovere chiaro, mutenya  
*light oak, mutenya*  
cm 80 x 80 x 1+1,2

## OLGA



OLGA - COD. 1039  
rovere chiaro, mutenya, acero  
*light oak, muteny, maple*  
cm 27 x 80 x 1+1,2



OLGA - ANG. 1039  
rovere chiaro, mutenya, acero  
*light oak, mutenya, maple*  
cm 27 x 27 x 1+1,2





## ANTOINE

COD. 146/A  
rovere chiaro, mutenya  
*light oak, mutenya*  
cm 80 x 80 x 1+1,2

## INGA BORDURA

COD. 1038  
rovere chiaro, mutenya, acero  
*light oak, mutenya, maple*  
cm 27 x 80 x 1+1,2





## ANTOINE



ANTOINE - COD. 146 /A  
rovere chiaro, mutenya  
*light oak, mutenya*  
cm 80 x 80 x 1+1,2

## INGA



INGA - COD. 1038  
rovere chiaro, mutenya, acero  
*light oak, mutenya, maple*  
cm 27 x 80 x 1+1,2



INGA - ANG. 1038  
rovere chiaro, mutenya, acero  
*light oak, mutenya, maple*  
cm 27 x 27 x 1+1,2

## FIRENZE



FIRENZE - BATTISCOPIA / SKIRTING  
rovere chiaro / *light oak*  
cm 15 x 150 x 2

## TAVOLA



TAVOLA - COD. OLD/5-22  
rovere chiaro / *light oak*  
cm 16 x 100/150/200 x 1+1,2





## OLD ROMANTIC

### CHESTER

COD. OLD/303  
rovere chiaro / *light oak*  
cm 48 x 48 x 1+1,2



### EXCELSIOR

COD. OLD/2  
rovere chiaro / *light oak*  
cm 50 x 50 x 1+1,2

### CHESTER

COD. OLD/303  
Doussiè  
cm 50 x 50 x 1+1,2



### EXCELSIOR

COD. OLD/2  
rovere medio / *medium oak*  
cm 50 x 50 x 1+1,2

### METEORA

COD. OLD/903  
rovere chiaro, mutenya  
*light oak, mutenya*  
cm 52 x 52 x 1+1,2



### EXCELSIOR

COD. OLD/2  
rovere scuro / *dark oak*  
cm 50 x 50 x 1+1,2

### BOUILLON

COD. OLD/106  
rovere chiaro, mutenya, acero  
*light oak, mutenya, maple*  
cm 55 x 55 x 1+1,2





# MODERN





VERSAILLES  
NEW YORK

COD. OLD/1  
rovere bianco 250 / white oak 250  
cm 100 x 100 x 1+1,2

CHANTILLY  
NEW YORK

COD. OLD/114  
rovere bianco 250 / white oak 250  
cm 100 x 100 x 1+1,2



## VERSAILLES NEW YORK



VERSAILLES NEW YORK - COD. OLD/1  
rovere bianco 250 / white oak 250  
cm 100 x 100 x 1+1,2

## CHANTILLY NEW YORK



CHANTILLY NEW YORK - COD. OLD/114  
rovere bianco 250 / white oak 250  
cm 100 x 100 x 1+1,2





## VERSAILLES NEW YORK



VERSAILLES NEW YORK - COD. OLD/1  
rovere naturale / *natural oak*  
cm 100 x 100 x 1+1,2







VERSAILLES  
CON TASSELLI

COD. OLD/1  
rovere medio / *medium oak*  
cm 100 x 100 x 2,2



## VERSAILLES



VERSAILLES - COD. OLD/1  
rovere chiaro / *light oak*  
cm 50 x 50 x 1+1,2



VERSAILLES - COD. OLD/1  
rovere medio / *medium oak*  
cm 50 x 50 x 1+1,2



VERSAILLES - COD. OLD/1  
rovere scuro / *dark oak*  
cm 50 x 50 x 1+1,2



VERSAILLES  
COD. OLD/1  
rovere chiaro / *light oak*  
cm 50 x 50 x 1+1,2



CLAUDE  
CON TASSELLI

COD. 142  
rovere grigio 358  
grey oak 358  
cm 80 x 80 x 1+1,2



## CLAUDE



CLAUDE CON TASSELLI - COD. 142  
rovere grigio 358 / grey oak 358  
cm 80 x 80 x 1+1,2



CLAUDE - COD. 142  
afr. zambia medio 341 / medium afr. zambia 341  
cm 80 x 80 x 1+1,2







FREDERIC  
CON TASSELLI

COD. 145  
rovere bianco 250  
white oak 250  
cm 80 x 80 x 1+1,2



## FREDERIC CON TASSELLI



FREDERIC CON TASSELLI - COD. 145  
rovere bianco 250 / white oak 250  
cm 80 x 80 x 1+1,2





GEORGES

COD. 143  
rovere medio 341  
medium oak 341  
cm 80 x 80 x 1+1,2



ALEXANDRE

COD. 144  
rovere scuro  
dark oak  
cm 80 x 80 x 1+1,2



RAPHAEL

COD. 140  
rovere chiaro, noce medio  
*light oak, medium walnut*  
cm 100 x 100 x 1+1,2





DANIEL

COD. 141  
noce medio  
*medium walnut*  
cm 80 x 80 x 1+1,2



## DANIEL



DANIEL - COD.141  
noce medio / *medium walnut*  
cm 80 x 80 x 1+1,2



DANIEL - COD.141  
mutenya medio / *medium mutenya*  
cm 80 x 80 x 1+1,2



DANIEL  
COD.141  
noce medio  
*medium walnut*  
cm 80 x 80 x 1+1,2



ANTOINE

COD. 146  
rovere medio 341  
medium oak 341  
cm 80 x 80 x 1+1,2





## ANTOINE



ANTOINE - COD. 146  
rovere medio 341 / *medium oak 341*  
cm 80x80x1+1,2



ANTOINE - COD. 146  
noce medio / *medium walnut*  
cm 80 x 80 x 1+1,2



ANTOINE - COD. 146  
afr. zambia medio 341 / *medium afr. zambia 341*  
cm 80 x 80 x 1+1,2







LAMBERT

COD. OLD/132  
rovere medio  
*medium oak*  
cm 80 x 80 x 2,2



## LAMBERT



LAMBERT - COD. OLD/132  
noce chiaro / *light walnut*  
cm 80 x 80 x 2,2



LAMBERT - COD. OLD/132  
rovere medio / *medium oak*  
cm 80 x 80 x 2,2







IZOLDE

COD. OLD/130  
noce medio  
*medium walnut*  
cm 80 x 80 x 2,2



## IZOLDE



IZOLDE - COD. OLD/130  
afr. zambia medio / *medium afr. zambia*  
cm 80 x 80 x 2,2



IZOLDE - COD. OLD/130  
noce medio / *medium walnut*  
cm 80 x 80 x 2,2



IZOLDE - COD. OLD/130  
rovere medio / *medium oak*  
cm 80 x 80 x 2,2





## ADLOZI

COD. OLD/131  
afr. zambia scuro  
dark afr. zambia  
cm 60 x 60 x 1+1,2





**ANDRES**  
COD. OLD/127  
rovere naturale  
*natural oak*  
cm 65 x 65 x 2,2

PROVENZALI





ARLES

COD. OLD/128  
rovere medio  
*medium oak*  
cm 50 x 50 x 2,2

PROVENZALI





GORDES

COD. OLD/129  
rovere chiaro  
*light oak*  
cm 50 x 50 x 2,2

PROVENZALI



## MAXIM

COD. OLD/125  
rovere naturale  
*natural oak*  
cm 43 x 54 x 2,2

PROVENZALI

## LISTONE

LISTONE - COD. OLD/3  
rovere naturale  
*natural oak*  
cm 9 x 54 x 1+1,2



SPINA PESCE  
FRANCESE

rovere naturale  
natural oak  
cm 12 x 55 x 1+1,2





TAVOLE

COD. OLD/5-22  
rovere medio  
*medium oak*  
cm 18 x 180 x 2,2



## TAVOLE



TAVOLE - COD. OLD/5-22  
rovere medio / *medium oak*  
cm 18 x 180 x 2,2

## JULIENNE



JULIENNE - COD. 70.62  
rovere naturale, noce medio, wengè  
*light oak, medium walnut, wenge*  
cm 13 x 60 x 1+1,2



JULIENNE - ANG. 70.62  
rovere naturale, noce medio, wengè  
*natural oak, medium walnut, wenge*  
cm 13 x 13 x 1+1,2

## JULIE



JULIE - COD. 70.63  
rovere naturale, noce medio, wengè  
*natural oak, medium walnut, wenge*  
cm 8 x 60 x 1+1,2



JULIE - ANG. 70.63  
rovere naturale, noce medio, wengè  
*natural oak, medium walnut, wenge*  
cm 8 x 8 x 1+1,2



TAVOLE  
COD. OLD/5-22  
rovere medio  
*medium oak*  
cm 18 x 180 x 2,2



## TAVOLE OLD CHIC



COD. OLD/5-22  
rovere bianco 250  
*white oak 250*  
cm 14/16/18 x 100/150/200 x 2,2/1+1,2

COD. OLD/5-22  
rovere naturale  
*natural oak*  
cm 14/16/18 x 100/150/200 x 2,2/1+1,2

COD. OLD/5-22  
rovere chiaro  
*light oak*  
cm 14/16/18 x 100/150/200 x 2,2/1+1,2

COD. OLD/5-22  
rovere medio  
*medium oak*  
cm 14/16/18 x 100/150/200 x 2,2/1+1,2

COD. OLD/5-22  
rovere scuro  
*dark oak*  
cm 14/16/18 x 100/150/200 x 2,2/1+1,2

COD. OLD/5-22  
rovere grigio 358  
*grey oak 358*  
cm 14/16/18 x 100/150/200 x 2,2/1+1,2

COD. OLD/5-22  
afr.zambia chiaro  
*light afr.zambia*  
cm 14/16/18 x 100/150/200 x 2,2/1+1,2

COD. OLD/5-22  
afr. zambia medio  
*medium afr. zambia*  
cm 14/16/18 x 100/150/200 x 2,2/1+1,2

COD. OLD/5-22  
afr.zambia scuro  
*dark afr.zambia*  
cm 14/16/18 x 100/150/200 x 2,2/1+1,2



## TAVOLE OLD CHIC

rovere chiaro  
*light oak*  
cm 14/16/18 x 100/150/200 x 2,2



## TAVOLE NEW YORK



COD. OLD/5-22  
rovere naturale / *natural oak*  
cm 14 x 100/150/200 x 2,2/1+1,2



COD. OLD/5.22  
rovere bianco 250 / *white oak 250*  
cm 16 x 100/150/200 x 2,2/1+1,2



TAVOLE  
NEW YORK  
COD. OLD 5-22  
rovere naturale  
*natural oak*  
cm 14 x 100/150/200 x 2,2



TAVOLE  
COUNTRY

rovere grigio country  
country grey oak  
cm 18 x 100/150/200 x 2,2/1+1,2





## TAVOLE COUNTRY

COD. OLD/5-22 COUNTRY  
rovere grigio country / *country grey oak*  
cm 18 x 100/150/200 x 2,2/1+1,2



COD. OLD/5-22  
rovere bianco country / *country white oak*  
cm 18 x 100/150/200 x 2,2/1+1,2



TAVOLE  
COUNTRY  
rovere grigio country  
*country grey oak*  
cm 18 x 100/150/200 x 2,2/1+1,2





## LISTONI



COD. OLD/3 - ciliegio / cherry  
cm 9 x 50/100 x 1+1,2



COD. OLD/3 - rovere bianco country / country white oak  
cm 9 x 50/100 x 1+1,2



COD. OLD/3 - teak chiaro / light teak  
cm 9 x 50/100 x 1+1,2



COD. OLD/3 - rovere chiaro / light oak  
cm 9 x 50/100 x 1+1,2



COD. OLD/3 - doussiè / doussiè  
cm 9 x 50/100 x 1+1,2



COD. OLD/3 - rovere medio / medium oak  
cm 9 x 50/100 x 1+1,2



COD. OLD/3 - mutenya medio / medium mutenya  
cm 9 x 50/100 x 1+1,2



COD. OLD/3 - rovere scuro / dark oak  
cm 9 x 50/100 x 1+1,2



COD. OLD/3 - afrormosia chiaro / light afrormosia  
cm 9 x 50/100 x 1+1,2



COD. OLD/3 - noce chiaro / light walnut  
cm 9 x 50/100 x 1+1,2



COD. OLD/3 - afrormosia medio / medium afrormosia  
cm 9 x 50/100 x 1+1,2



COD. OLD/3 - noce medio / medium walnut  
cm 9 x 50/100 x 1+1,2



COD. OLD/3 - wengè  
cm 9 x 50/100 x 1+1,2



COD. OLD/3 - noce scuro / dark walnut  
cm 9 x 50/100 x 1+1,2



## FRANCE BORDURA

COD. 80.03  
rovere chiaro, noce medio  
*light oak, medium walnut*  
cm 18 x 60 x 1+1,2

## BORDURE / FLOOR BORDERS

FRANCE - COD. 80.03  
rovere chiaro, noce medio  
*light oak, medium walnut*  
cm 18 x 60 x 1+1,2



ANG. 80.03  
cm 18 x 18 x 1+1,2

FRANCE - COD. 80.03  
noce medio, rovere chiaro  
*medium walnut, light oak*  
cm 18 x 60 x 1+1,2



ANG. 80.03  
cm 18 x 18 x 1+1,2

FLORE - COD. 80.02  
rovere chiaro, noce medio, wengè  
*light oak, medium walnut, wengè*  
cm 24 x 60 x 1+1,2



ANG. 80.02  
cm 24 x 24 x 1+1,2

FLORE - COD. 80.02  
rovere chiaro, noce medio, wengè  
*light oak, medium walnut, wengè*  
cm 20 x 60 x 1+1,2



ANG. 80.02  
cm 20 x 20 x 1+1,2

FLORE - COD. 80.02  
noce medio, rovere chiaro, wengè  
*medium walnut, light oak, wengè*  
cm 24 x 60 x 1+1,2



ANG. 80.02  
cm 24 x 24 x 1+1,2

FLORIANE - COD. 80.01  
noce medio, rovere chiaro, wengè  
*medium walnut, light oak, wengè*  
cm 16 x 60 x 1+1,2



ANG. 80.01  
cm 16 x 16 x 1+1,2

FLORIANE - COD. 80.01  
noce medio, rovere chiaro, wengè  
*medium walnut, light oak, wengè*  
cm 15 x 60 x 1+1,2



ANG. 80.01  
cm 15 x 15 x 1+1,2

FLORIANE - COD. 80.01  
rovere grigio 358, rovere naturale, wengè  
*grey oak 358, natural oak, wengè*  
cm 16 x 60 x 1+1,2



ANG. 80.01  
cm 16 x 16 x 1+1,2

FLORIANE - COD. 80.01  
rovere bianco 250, rovere naturale, noce chiaro, wengè  
*white oak 250, natural oak, light walnut, wengè*  
cm 15 x 60 x 1+1,2



ANG. 80.01  
cm 15 x 15 x 1+1,2



## BORDURE / FLOOR BORDERS

FLORENCE - COD. 70.01  
rovere chiaro, noce medio, wengè  
*light oak, medium walnut, wengè*  
cm 20 x 60 x 1+1,2



ANG. 70.01  
cm 20 x 20 x 1+1,2

FLORENCE - COD. 70.01  
rovere chiaro, noce medio, wengè  
*light oak, medium walnut, wengè*  
cm 15 x 60 x 1+1,2



ANG. 70.01  
cm 15 x 15 x 1+1,2

FLORALIE - COD. 70.02  
rovere chiaro, noce medio, wengè  
*light oak, medium walnut, wengè*  
cm 24 x 60 x 1+1,2



ANG. 70.02  
cm 24 x 24 x 1+1,2

FLORALIE - COD. 70.02  
rovere chiaro, noce medio, wengè  
*light oak, medium walnut, wengè*  
cm 20 x 60 x 1+1,2



ANG. 70.02  
cm 20 x 20 x 1+1,2

FRANCINE - COD. 70.03  
rovere chiaro, noce medio, wengè  
*light oak, medium walnut, wengè*  
cm 18 x 60 x 1+1,2



ANG. 70.03  
cm 18 x 18 x 1+1,2

FRANCINE - COD. 70.03  
noce medio, rovere chiaro, wengè  
*medium walnut, light oak, wengè*  
cm 18 x 60 x 1+1,2



ANG. 70.03  
cm 18 x 18 x 1+1,2

CLARISSE - COD. 3041  
mutenya, rovere chiaro  
*mutenya, light oak*  
cm 12 x 60 x 1+1,2



ANG. 3041  
cm 12 x 12 x 1+1,2

LEOPOLDINE - COD. 70.54  
rovere naturale, mutenya, wengè  
*natural oak, mutenya, wengè*  
cm 16 x 50 x 1+1,2



ANG. 70.54  
cm 16 x 16 x 1+1,2

ODETTE - COD. 70.52  
rovere chiaro, noce medio  
*light oak, medium walnut*  
cm 15 x 60 x 1+1,2



ANG. 70.52  
cm 15 x 15 x 1+1,2

## BORDURE / FLOOR BORDERS

TEOCLE - COD. OLD/641  
rovere medio, wengè  
*medium oak, wengè*  
cm 18 x 50 x 1+1,2



ANG. OLD/641  
cm 18 x 18 x 1+1,2

TEOCLE - COD. OLD/641  
noce medio, wengè  
*medium walnut, wengè*  
cm 18 x 50 x 1+1,2



ANG. OLD/641  
cm 18 x 18 x 1+1,2

VANILLE - COD. 70.66  
rovere chiaro, afr. zambia medio, wengè  
*light oak, medium afr. zambia, wengè*  
cm 12 x 60 x 1+1,2



ANG. 70.66  
cm 12 x 12 x 1+1,2

VALENTINE - COD. 70.67  
rovere chiaro, afr. zambia medio, wengè  
*light oak, medium afr. zambia, wengè*  
cm 20 x 60 x 1+1,2



ANG. 70.67  
cm 20 x 20 x 1+1,2

ETOILE - COD. 2034  
rovere chiaro, afr. zambia medio, acero  
*light oak, medium afr. zambia, maple*  
cm 17 x 50/60 x 1+1,2



ANG. 2034  
cm 17 x 17 x 1+1,2

ETOILE - COD. 2034  
rovere chiaro, afr. zambia medio, acero  
*light oak, medium afr. zambia, maple*  
cm 14 x 50/60 x 1+1,2



ANG. 2034  
cm 14 x 14 x 1+1,2

DELPHINE - COD. 70.59  
rovere chiaro, afr. zambia medio  
*light oak, medium afr. zambia*  
cm 17,5 x 60 x 1+1,2



ANG. 70.59  
cm 17,5 x 17,5 x 1+1,2

OIDE - COD. OLD/3042  
afr. zambia medio, rovere chiaro  
*medium afr. zambia, light oak*  
cm 14 x 60 x 1+1,2



ANG. OLD/3042  
cm 14 x 14 x 1+1,2

EOS - COD. OLD/1016  
rovere chiaro, mutenya, acero  
*light oak, mutenya, maple*  
cm 18 x 50/60 x 1+1,2



ANG. OLD/1016  
cm 18 x 18 x 1+1,2



## BORDURE / FLOOR BORDERS

CELIE - COD. 70.65  
 afr.zambia medio, rovere chiaro  
*medium afr. zambia, light oak*  
 cm 16 x 60 x 1+1,2



ANG. 70. 65  
 cm 16 x 16 x 1+1,2

CLEA - COD. 70.61  
 afr. zambia medio, rovere chiaro  
*medium afr. zambia, light oak*  
 cm 16 x 60 x 1+1,2



ANG. 70. 61  
 cm 16 x 16 x 1+1,2

CLELIE - COD.70.64  
 afr. zambia medio, rovere chiaro  
*medium afr. zambia, light oak*  
 cm 16 x 60 x 1+1,2



ANG. 70. 64  
 cm 16 x 16 x 1+1,2

JULIENNE - COD. 70.62  
 rovere naturale, noce medio, wengè  
*natural oak, medium walnut, wengè*  
 cm 13 x 60 x 1+1,2



ANG. 70. 62  
 cm 13 x 13 x 1+1,2

JULIE - COD. 70.63  
 rovere naturale, noce medio, wengè  
*natural oak, medium walnut, wengè*  
 cm 8 x 60 x 1+1,2



ANG. 70. 63  
 cm 8 x 8 x 1+1,2

## BORDURE MAXI / BIG BORDERS

INGA - COD. 1038  
 rovere chiaro, mutenya, acero  
*light oak, mutenya, maple*  
 cm 27 x 80 x 1+1,2




ANG. 1038  
 cm 27 x 27 x 1+1,2

OLGA - COD.1039  
 rovere chiaro, mutenya, acero  
*light oak, mutenya, maple*  
 cm 27 x 80 x 1+1,2



ANG. 1039  
 cm 27 x 27 x 1+1,2






## BATTISCOPIA / SKIRTING



ART. MILANO - rovere bianco 250 / *white oak 250*  
cm 15 x 150/200 x 2



ART. VENEZIA - rovere chiaro / *light oak*  
cm 15 x 150/200 x 2



ART. FIRENZE - rovere chiaro / *light oak*  
cm 15 x 150/200 x 2



CLASSIC - rovere medio / *medium oak*  
cm 7,3 x 150/200 x 1



BOLOGNA - wengè  
cm 15 x 150/200 x 2

## PROFILI / PROFILES



PROFILO "A" - rovere chiaro / *light oak*  
cm 3,5 x 3,5 x 100/200



PROFILO "A" - noce medio / *medium walnut*  
cm 3,5 x 3,5 x 100/200



## FIRENZE BATTISCOPIA

rovere chiaro  
*light oak*  
cm 15 x 150 x 2



## PARQUET IN OLD CHIC COLLECTION

I parquets di OLD CHIC COLLECTION sono il risultato di una lunga ricerca.

La superficie, modificata dal tempo attraverso gli anni, è oggi ricreata seguendo un processo produttivo interamente manuale. Per questa ragione ogni prodotto di PARQUET IN è unico e irripetibile.

La prima cosa da considerare quando si sceglie un parquet di OLD CHIC COLLECTION è che è stato realizzato interamente a mano, seguendo cioè un metodo artigianale che si tramanda da tempo, e perciò è probabile che la quadrotta presenti delle imperfezioni.

Tali difformità sono la testimonianza della lavorazione effettuata pezzo per pezzo, tanto da conferire al pavimento il titolo di "Unicum".

L'imperfezione di doghe e spessori, la particolare finitura della superficie, il bisello sulle quadrotte sono i segni che testimoniano un pavimento vissuto, eredità di remoti patrimoni architettonici.

*OLD CHIC COLLECTION parquets are the result of considerable research. The surfaces, changed by time over the years, are recreated today by following an entirely manual production process. For this reason, every PARQUET IN product is unique and singular.*

*The first thing to be considered when choosing an OLD CHIC COLLECTION parquet is that it was created entirely by hand, following an artisanal method that has been handed down over time, and thus the tile probably has imperfections.*

*These differences are proof of the work that was done piece by piece, so as to give the flooring the title "Unicum". The imperfection of the staves and spacers, the special surface finish and the bevel on the tiles are signs of an aged tile, the legacy of a remote architectural heritage.*





# INDEX

## DECOR

- FLEUR ..... 8
- FLEUR CONSOLE ..... 26
- FLEUR TAVOLI / TABLES ..... 30
- FLORIE ..... 34
- CLOTHILDE ..... 46
- LEONTINE ..... 50

## ROMANTIC

- CARINE ..... 58
- FELICIE ..... 60
- FELICIE ..... 64
- MELODIE ..... 68
- LAURENCE - LORELIE ..... 72
- LAIE ..... 76
- PAULINE - PAULETTE ..... 82
- EMELIE ..... 88
- CAMILLE ..... 92
- ELISE ..... 96
- PIERRICK ..... 98
- OLIVER ..... 100
- GENEVIEVE ..... 104
  
- STEPHANIE (MEDITERRANEI) ..... 110
- BORDEAUX (MEDITERRANEI) ..... 114
- AVIGNONE (MEDITERRANEI) ..... 115
- MEDITERRANEI ..... 116
  
- ANTOINETTE ..... 118
- ANTOINE ..... 122
- OLD ROMANTIC ..... 126

## MODERN

- VERSAILLES NEW YORK ..... 130
- CHANTILLY NEW YORK ..... 130
- VERSAILLES ..... 136
- CLAUDE ..... 140
- FRÉDÉRIC ..... 144
- GEORGES ..... 148
- ALEXANDRE ..... 150
- RAPHAEL ..... 152
- DANIEL ..... 154
- ANTOINE ..... 158
- LAMBERT ..... 162
- IZOLDE ..... 166
- ADLOZI ..... 170
- ANDRÉS (PROVENZALI) ..... 172
- ARLES (PROVENZALI) ..... 174
- GORDES (PROVENZALI) ..... 176
- MAXIM (PROVENZALI) ..... 178
  
- SPINA PESCE FRANCESE ..... 180
- TAVOLE ..... 182
- LISTONI ..... 195
- BORDURE / FLOOR BORDERS ..... 197
- BATTISCOPA / SKIRTING ..... 202



PARQUET IN® srl - BARLETTA (BT)

IDEAZIONE E COORDINAMENTO . ELIANA DELLATTE

PROGETTO GRAFICO . ART WORK STUDIO (TV)

FOTO . EMOZIONI (TV) - FAUSTO TREVISAN (TV)

FOTOLITO . NEW COMER (VR)

STAMPA . TIPOGRAFIA CS (PD)

PRINTED IN ITALY . SETTEMBRE 2011

 **PARQUET IN**<sup>®</sup>  
ANTICA FABBRICA MANIFATTURIERA ITALIANA

Le immagini presenti in questo catalogo sono di esclusiva proprietà della Parquet in srl. È vietata la riproduzione. Si ringrazia la ditta Faoma per la gentile concessione della foto di pag. 139  
*The images in this catalogue are the exclusive property of Parquet in Srl and reproduction is prohibited. We thank the Faoma company for the use of the photo on page 139*





# OLDCHIC COLLECTION

PARQUET IN® s.r.l.

Via Bruxelles, 15 - 76121 Barletta (BT) Italy

Tel. +39 0883 536726 - Fax +39 0883 349357

e-mail: [info@parquetin.com](mailto:info@parquetin.com)

[www.parquetin.com](http://www.parquetin.com)